









**ST JOSEPH'S CATHOLIC PRIMARY SCHOOL**

**Spring Term 2025 Curriculum Plan for Parents – Year 3L and 3J**

|   |   |
|---|---|
| <p><b>Religious Education</b></p>   | <p><b>Christmas</b> - Through the unit of Christmas, children will reflect on the birth of Jesus Christ and who he is. They will empathise with the feelings and reactions of the shepherds at this event and will know that the crib is an important symbol of prayer and devotion, first introduced by St. Francis.</p> <p><b>Reconciliation</b>- Children will prepare for the Sacrament of Reconciliation. The children will know that human being often have freedom to make choices and understand the difference between good and bad choices. They will explore the consequences of sin, Christ's teaching on forgiveness and the Sacrament of Reconciliation. They will participate in class prayer which will include an examination of conscience and an Act of Contrition, Mass responses and Liturgy of the Word.</p> <p><b>Lent</b>- During the Season of Lent, children will understand that the Season of Lent is a time when Christians try to change to be more like Christ. They will be introduced to new Gospel stories about Christ bringing change to the lives of people who were sick and in need.</p> <p><b>Holy Week</b>- The unit is designed to help deepen the children's knowledge of some of the events of Holy Week and to deepen their understanding of the foundation of the Church's celebration of the Mass.</p>   |
| <p><b>Maths Skills</b></p>   | <p><b>Multiplication and division</b></p> <ul style="list-style-type: none"> <li>• To recall and use multiplication facts for the 3, 4 and 8 times tables</li> <li>• To write and calculate mathematical statements for multiplication and division using the times tables they know including for two-digit numbers times one-digit numbers, using mental and progressing to formal written methods</li> <li>• To solve problems, including missing number problems, involving multiplication and division.</li> </ul> <p><b>Length and perimeter</b></p> <ul style="list-style-type: none"> <li>•Metres, centimetres and millimetres.</li> <li>•Equivalent lengths.</li> <li>•Comparing lengths.</li> <li>•Adding and subtracting length.</li> <li>•Measure the perimeter of simple 2-D shapes</li> </ul> <p><b>Fractions</b></p> <ul style="list-style-type: none"> <li>•Understanding the denominators of unit fractions.</li> <li>•Comparing and ordering unit fractions.</li> <li>•Understanding the numerators of non-unit fractions.</li> <li>•Recognising and understanding one whole.</li> <li>•Comparing and ordering non-unit fractions.</li> <li>•Fractions on a number line.</li> <li>•Equivalent fractions.</li> </ul> <p><b>Mass and capacity</b></p> <ul style="list-style-type: none"> <li>• Measuring and comparing kilograms and grams.</li> <li>•Add and subtracting mass.</li> <li>•Measuring and comparing capacity and volume.</li> <li>•Adding and subtracting capacity and volume.</li> </ul> |
| <p><b>English Skills</b></p>    | <p><b>Spring 1: Writing a letter, a biography and persuasive speech</b><br/> <b>Spring 2: Writing a diary entry newspaper report and narrative poem</b></p> <ul style="list-style-type: none"> <li>-Use of inverted commas for dialogue</li> <li>-Narrative writing and writing from a first-person perspective.</li> <li>-Plan their writing by discussing writing similar to that which they are planning to write in order to understand and learn from its structure, vocabulary and grammar.</li> <li>-Organise paragraphs around a theme.</li> <li>-Write sentences that include conjunctions, correctly punctuated direct speech and subordinate and main clauses.</li> </ul>  |

|  |  |
|--|--|
|  | <p>-Use a mixture of simple, compound and complex sentences within their work.<br/>         -Proof-read for spelling and punctuation errors.<br/>         -Evaluate and edit by assessing the effectiveness of their own and others' writing and suggest improvements (peer editing).<br/>         -Read aloud their own writing, using appropriate intonation and controlling the tone and volume so that the meaning is clear.<br/>         -Increase the legibility, consistency and quality of their handwriting.<br/>         -Understanding and using a range of suffixes.</p>   |
| <p><b>Homework</b></p>   | <p>Homework - English homework and maths homework will be set on a Friday and will be due in on the following Friday. There are also optional homework tasks. These tasks can be found within the year group page.</p> <p>Reading books will be checked and changed on Mondays and Thursdays. Please remind your child to place their book in the box on those days so they can be changed. Please send the book in each day so that we can hear your child read their reading book each week.</p> <p>Spellings - Spellings will be given on a Friday to learn at home and will be tested on the following Friday at school. These should be revised on paper at home using the 'look, cover, write, check' method. Children should understand the definition of the word and be able to use their spellings within a sentence.</p> <p>A selection of VIPERS (vocabulary, inference, predict, explain, retrieve and summarise) questions and tasks to enable the children to build comprehension and word reading skills are listed below:</p> <ul style="list-style-type: none"> <li>• Who is the main character?</li> <li>• Why is this mark used '!'?</li> <li>• What does the author want you to think?</li> <li>• What type of book is this?</li> <li>• Find the words that tell you....</li> <li>• What does this phrase mean?</li> <li>• Why does the author use...? (a particular adjective)?</li> <li>• In what time is the book set? How do you know?</li> </ul> |
| <p><b>Topic Work</b></p>   | <ul style="list-style-type: none"> <li>• Science- Rocks and soil, Forces and magnets</li> <li>• History- Bronze and Iron Age</li> <li>• French – Learning French songs and celebrations</li> <li>• Art- Painting and mixed media: Pre-historic painting</li> <li>• D.T.- Cooking and nutrition: Eating seasonally</li> <li>• ICT- E-Safety, opening and saving files to suitable folders and typing using all fingers.</li> <li>• P.E- Gymnastics (indoor) and tennis and football (outdoor)</li> </ul>  |
| <p><b>Physical Education</b></p>   | <p>Year 3 will have P.E lessons on Tuesday (hall) and Fridays (outdoor). During colder months/days, children may wear a tracksuit if they wish.</p>  |
| <p><b>How you can help your child</b></p>  | <p><b>Reading-</b> Please read with your child at home and make a record of this in their reading record book. Please remind your child to place their book in the box at school so that it can be changed.</p> <p><b>Homework-</b> Please support your child when they are completing their homework. There is an optional homework grid too, this term.</p> <p><b>Spelling-</b> Please make sure that your child does their weekly spelling practise on the Spelling Shed website.</p> <p><b>Multiplication practise-</b> Please encourage your child to learn their multiplication tables – TTRS is the best way to practise!</p> <p>Note: Make sure your children bring in a water bottle and PE kit.</p>  |

Thank you for your continued support,

Mrs Leahy and Miss Johnstone