



Welcome to the Year 1 Meet the Teacher Workshop





Parent Workshop

- General day
- P.E information
- School rules
- Attendance
- Home-School Agreement
- English/Writing
- Reading
- Homework
- Spellings
- Mathematics
- R.E and Foundation subjects
- Feedback and marking policy
- Mass and school trips
- Online safety
- Phonics
- Purple Mash



Typical Day

As children come into school, there is a start of the day activity (SODA)

Phonics

English

Break 10.30-10.45 (snack am)

Maths


Lunch 11.40-12.35

Religious Education, Science or Foundation subjects

Afternoon break 2.00-2.10 (snack pm)

Religious Education, Science or Foundation subjects

Story time at the end of the day

A blue thought bubble with a black outline, containing text. It has three smaller circles leading to it from the left.

We also have dedicated time slots throughout the week to visit our prayer garden.



P.E Information

- We have PE on a Monday morning (indoor) and a Wednesday afternoon (outdoor), please ensure children have the correct school kit in line with our uniform policy.
- PE Kit is encouraged to stay in school and will be returned at the end of each half term. If you would like to take it to be washed before this, please let us know and we will send it back for you. It must be returned the following day/start of a new week.

St Joseph's School Rules



Following in Jesus' Footsteps, caring for each other when we work, play and pray

Use Kind Words and Hands



"Be kind and compassionate to one another, forgiving each other, just as in Christ God forgave you."
Ephesians 4:32

Be the Best Person Jesus Wants Us to Be




"Commit your work to the Lord and your plans will succeed."
Proverbs 16:3

Show Perfect Presentation



"Therefore, encourage one another and build up one another up, just as you are doing."
Thessalonians 5:11

Display Good Manners



"And as you wish that others would do to you, do so to them."
Luke 6:31

Respect Each Other/ Environment



"A new command I give you: Love one another. As I have loved you, so you must love one another." John 13:34

Listen to One Another



"To speak evil of no one, to avoid quarrelling, to be gentle and to show perfect courtesy to all people." Titus 3:2



Attendance

Attendance

A huge thank you to all parents and children who have supported good attendance at St Josephs this year. It is fantastic to see children in school every day making the most out of amazing opportunities that help develop their learning and social skills.

Children arriving late - Children find arriving to school late upsetting and they miss out on important opportunities.

Please see punctuality pyramid which gives a step by step guide to lateness.

We have adapted our attendance timings slightly to link with our five foundations approach.

Please work with us to provide your child with the best chance of learning by ensuring they are in school every day and on time.

Impact of Lateness

Being 15 minutes later each day is the same as missing 2 weeks of school



5 minutes
late
= 3 days
learning lost

10 minutes
late
= 6.5 days
learning lost

15 minutes
late
= 10 days
learning lost

20 minutes
late
= 13 days
learning lost

30 minutes
late
= 19 days
learning lost





Mission statement
To follow in Jesus' footsteps, caring for each other when we work, play and pray.

Home-School Agreement

This document will be sent out via parent-mail and receiving it will be your 'signature'.

Rationale -Why do we need a 'Home School Agreement?'

We know what to expect of each other

It acts as a reminder of commitments

It acts as a clear starting point for new pupils, their parents and the school staff and a fresh start each academic year.

It underpins the school's clearly stated aims

It is to the benefit of pupils, parents and staff

It serves as a reminder that we will not tolerate any aggressive behaviour towards staff/families or any other visitors to the school premises.

The school will aim to:

- Provide a friendly welcome to your child and a secure, Catholic environment in which to learn.
- Offer a high standard of teaching, promoting high expectations of learning and behaviour in and out of school.
- Provide a broad and balanced curriculum, including extra-curricular and homework, and meet the individual needs of your child.
- Ensure that your child is valued for who they are and helped to make good progress in their spiritual, moral, emotional and academic development.
- Provide you with information about your child's progress throughout the year.
- Demonstrate our school's foundation in the teachings of Jesus Christ, by what we teach and the way we live, treat others and worship in school.
- Instil in your child an understanding that everyone is created in the image of God where everyone in society is valued and respected irrespective of background.
- Encourage good relationships and develop a sense of responsibility.
- Keep you informed about school policies, activities and events through regular newsletters.
- Inform you of any concerns regarding your child's learning or well-being.
- Encourage your child to work hard and do their best.

I, the pupil, will try to:

- Follow in Jesus' footsteps caring for others when I work, play and pray.
- Support the prayer and worship of my school and parish community.
- Be the best person Jesus wants me to be, use kind words and hands and Show perfect presentation,
- Display good manners, respect others and the environment and listen to others views
- Say sorry for my mistakes and forgive others when they make mistakes
- Talk to someone in school when I am finding things difficult or feeling sad.

As Parents / Guardians / We will:


- Support the Catholic values of the school mission.
- Ensure that my child attends school regularly and on time, providing a phone call or note of explanation if my child is absent.
- Make sure my child is collected on time.
- Ensure that family holidays and ad hoc days are not taken in term time.
- See that my child always wears the correct school uniform and is suitably equipped.
- Inform the school about any concerns that may affect my child's learning or well-being.
- Not use social media to share views/concerns openly but will talk to the school in a professional manner.
- Support the school's policies and guidelines for behaviour.
- Attend parent consultation evenings and discussions about my child's progress.
- Encourage my child to respect others through understanding, kindness and forgiveness.
- Support my child's learning, valuing and enjoying their learning journey.
- Make an effort to attend Mass where possible with my child.
- Work together with the school staff to achieve positive outcomes for all children.

Parent..... Pupil..... Date.....

School Staff




English



Expectations

- ✓ Correct letter formation, with all letters being the same size and on the line.
- ✓ Using a finger space between each word.
- ✓ Beginning a sentence with a capital letter and using a full stop correctly at the end of a sentence.
- ✓ Use of phonics charts, Read Write Inc. mats and common exception word mats when spelling.





Writing

Purple Pen

We are introducing using purple pens in every writing lesson, by getting children to write their capital letters and full stops in purple pen for each of their sentences.

The rationale behind this is to promote children to edit and improve their writing from the beginning of their writing journeys. This enables children to clearly visualise where capital letters and full stops belong in their sentence writing. Hence, when encouraged to read and check their writing, this will aid them to find errors and make corrections within their writing.



The Writing Process

Writing at St. Joseph's is taught as a sequence of lessons in the following cycle:

- Hook/introduction to text
- Reading comprehension (linked to theme/text where possible)
- Vocabulary lesson
- Grammar (linked to theme)
- Reading comprehension (linked to theme/text where possible)
- Planning lesson
- Shared writing
- Independent writing
- Edit and publish

Handwriting sessions are taught every **Monday**

Spelling lessons are taught every **Wednesday**

English homework is set on EdShed on a **Wednesday** which consists of spelling games for children to play based on the spellings taught in the English lesson that day. This is to be completed by the **Monday**.



Reading Vipers

Vocabulary

Infer

Predict

Explain

Retrieve

Sequence or Summarise



Year 1 End of Year Writing Expectations

WORKING AT THE EXPECTED STANDARD

After discussion with the teacher:



I can write simple stories about myself and others (real or fictional).

I can sometimes use my past and present tense correctly.

I can use 'and' to join sentences.

I can sometimes use the following punctuation correctly:

Capital letters.

Capital letters for the pronoun 'I'.

Full stops.

Question marks.

Exclamation marks.

I can add 's' or 'es' to pluralise nouns.

e.g., owls, foxes

I can segment spoken words into phonemes and represent these by graphemes and I can sometimes spell these words correctly.

I can spell some of the common exception words.

a, are, ask, be, by, come, do, friend, full, go, has, he, here, his, house, I, is, love, me, my, no, of, once, one, our, pull, push, put, said, says, school, she, so, some, the, there, they, to, today, was, we, were, where, you, your

I can correctly form some of my capital letters and digits.

I can use finger spaces between words.

Year 1 Common Exception Words

the
a
do
to
today
of
said
says
are
were
was

is
his
has
I
you
your
they
be
he
me
she
we

no
go
so
by
my
here
there
where
love
come
some

one
once
ask
friend
school
put
push
pull
full
house
our



Reading

- During the previous summer term, your child was assessed on their phonics knowledge. This allowed us to place children into their phonics groups and identify their current book level.
- Children are assessed regularly to demonstrate progression and move onto the next book level.
- All children are heard a range of times throughout the week from their class teacher, teaching assistants and phonics teacher.
- Children are given a new book on Monday which they read in class and in their phonics sessions throughout the week.
- We then send this home on a Thursday, and children are expected to read this at home with adult support, and reading records are to be signed for evidence.
- This model of reading is to support and promote fluency, and reinforce the learning taking place each week in school.



Homework

In Year 1, the homework expectations are:

- To **read** the Read Write Inc. books sent home with your children.
- Practise **spellings** that are sent on a Thursday, which children will be assessed on the following Friday.
- **English** homework is set on **EdShed** on a Wednesday with spelling games focused on the sound/rule taught during the spelling lesson that day, these are to be completed by the following Monday.
- With regards to **Maths**, all children have a log on to **Numbots**, and children are expected to access this website weekly and work through the various stages, consolidating their maths knowledge. In addition, this is a fantastic opportunity for children to practise their computing skills.

All children will be provided with their EdShed and Numbots logins which will be put on the inside of the front cover of their reading journals.



EdShed

To access the English homework follow these steps:

1. Search edshed.com
2. Click Sign in and School Username
3. If on a device that allows for this, you can simply click QR sign in and scan the children's QR code on their log in card. Or, type in the School (#67527), username and password.
4. Click on 'Assignments' and this is where the homework set will be that needs to be completed.



About

Careers

Store

Get a Quote

Ambassador

Webinars

Blog

Training

Help

Create Account

Sign In →


Engage. Educate. Empower.

Run by teachers for teachers, we make products that create as much educational impact as possible with the least hassle for you and your school.

Sign Up →

Existing user? Sign in →





Numbots



You can access Numbots via <https://numbots.com/>

1. Click 'Log in'
2. Click 'Pupil'
3. Click 'Pupils'
4. Enter the school postcode - B75 6PB
5. Select St Joseph's address
6. Enter username and password
7. Click 'Story'

St Joseph's Catholic Primary School, Sutton Coldfield



[Not your school?](#)

A text input field with a rounded rectangular border. On the left side, there is a small icon of a person's head and shoulders. The text "Username" is displayed inside the field.

password

or



pin



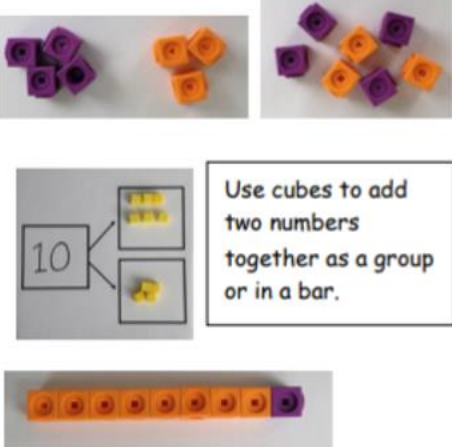
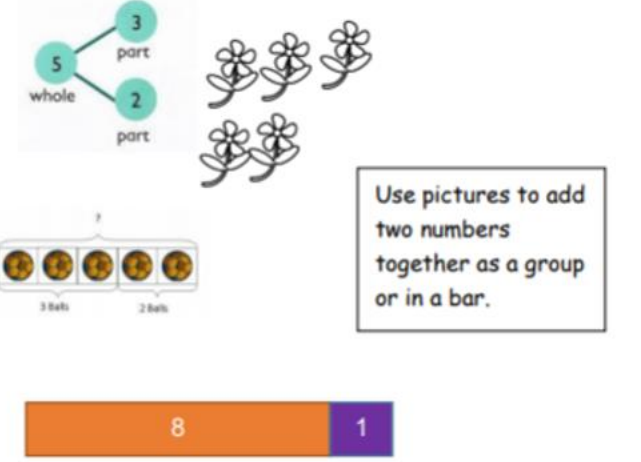

Spellings

- Children will be sent a set of 8 spellings each week on a Thursday to be learnt throughout the week. Then children will be assessed the following Friday.
- Words chosen are based on the sounds children have been focusing on that week in their phonics groups and 2 common exception words.
- Children only need to practise the spellings for their group e.g. green group.



Mathematics

- Maths is taught daily, and as a school we follow White Rose Maths.
- We include a range of mathematical activities in lessons, using concrete resources, learning practically to support all learners, before moving to pictorial and abstract concepts. This ensures foundational skills are embedded.

Concrete	Pictorial	Abstract
 <p data-bbox="396 972 643 1136">Use cubes to add two numbers together as a group or in a bar.</p>	 <p data-bbox="1020 972 1267 1136">Use pictures to add two numbers together as a group or in a bar.</p>	<p data-bbox="1329 829 1431 922">$4 + 3 = 7$ $10 = 6 + 4$</p>  <p data-bbox="1338 1065 1586 1250">Use the part-part whole diagram as shown above to move into the abstract.</p>



Year 1 Maths Overview 24/25

Week 1 Week 2 Week 3 Week 4 Week 5 Week 6 Week 7 Week 8 Week 9 Week 10 Week 11 Week 12

	Week 1	Week 2	Week 3	Week 4	Week 5	Week 6	Week 7	Week 8	Week 9	Week 10	Week 11	Week 12
Autumn term	Number Place value (within 10) FREE TRIAL VIEW					Number Addition and subtraction (within 10) VIEW					Geometry Shape VIEW	Consolidation
Spring term	Number Place value (within 20) VIEW		Number Addition and subtraction (within 20) VIEW			Number Place value (within 50) VIEW		Measurement Length and height VIEW		Measurement Mass and volume VIEW		
Summer term	Number Multiplication and division VIEW			Number Fractions VIEW		Geometry Position and direction VIEW	Number Place value (within 100) VIEW		Measurement Money VIEW	Measurement Time VIEW		Consolidation



Mathematics - How can you help at home

- Regular practice of writing numbers correctly
- Number bonds to 10 and 20
- Addition and Subtraction up to 20 using different objects:
- For example: 9 grapes + 7 pieces of banana =
- If the teaching staff feel that your child has a misconception in mathematics, we will address it individually and also speak to you on strategies that could help at home.



RE and Foundation Subjects

R.E.	Unit A Creation Unit B Families and celebrations	Unit C Prayer Unit D Advent	Unit E Christmas Unit F Jesus: Teacher and Healer Unit G Forgiveness	Unit G Forgiveness Unit H Lent Unit I Holy week	Unit J Easter Unit K Pentecost	Unit L Sharing Jesus' Life Unit M Following Jesus Today
Science	Animals (Comparing Animals)	Animals (Sensitive bodies)	Materials (Everyday materials)	Forces and Space (Seasonal Changes)	Plants (Introduction to plants)	Making Connections (Investigating science through stories)
Art	Drawing: Make Your Mark		Craft & Design: Woven Wonders		Painting & Mixed Media: Colour splash	
D.T.	Mechanisms: Making a Moving Storybook		Cooking and Nutrition: Smoothies		Structures: Constructing a windmill	
History	Awareness of local history (School) Understanding of local historical people (e.g. Bishop Vesey)		Intrepid Explorers		Famous Queens	
Geography	Our local area Familiar surroundings, immediate area, key features		The United Kingdom (map work)		Seaside holidays human/physical	
P.E.	Gymnastics U1 Attack, Defend, Shoot U1 (Netball)	Gymnastics U2 Attack, Defend, Shoot U2 (Football)	Dance Send and Return U1 (Tennis)	Hit, Catch, Run (Cricket)	Send and Return U2 (Tennis)	Run, Jump, Throw (Athletics)
Music	Hey <u>You!</u>	Rhythm In <u>The</u> Way We Walk and Banana Rap	In the Groove	Round and Round	Your Imagination	Let's Perform Together
Computing	To code To connect (online safety)		To communicate To connect (online safety)		To collect To connect (online safety)	
PSHE	Relationships		Health and well-being Living in the wider world		Health and well-being Living in the wider world	



Feedback and Marking policy

- **GREEN** - When highlighted green, this shows that an answer is correct, spelling is correct, capital letters and full stops have been used etc.
- **PINK - THINK...** - When highlighted pink, this is to demonstrate to children that they need to think about their answer/writing and that it can be edited to be improved to make their work even better!
- **PURPLE** - Children then use purple pen to make these edits, and it is clear to the learner and teacher where editing has taken place and improvements have been made.



Mass and School Trips


- During the first week back after October half-term, Year 1 will be going on a local walk around Sutton Coldfield, ending at Sutton Park for a play. This links to our history topic 'Local history and historical people', and our geography topic on 'Local area'. We will send more information in relation to this on Parent Mail.
- Mass for Year 1 is either held in school or at Holy Trinity Church. We always are grateful for parent volunteers to help walk the children up to church.



School Visit and Trip

- Furthermore, in Science for Autumn term we are exploring the topic 'Animals including Humans'.
- We have arranged for the Animal Man to come in for a school visit on **Friday 18th October**, for children to have a memorable experience, delving into the worlds of invertebrates, amphibians, reptiles, birds and mammals.
- The **cost** of this will be £6 per child.
- Further information regarding this experience and payment will be sent out via Parent Mail.

- Additionally, we plan on visiting Warwick Castle in the Summer term, this links to our History topic on 'Famous Queens' and the text 'Zog' we explore in English!





Online Safety

An infographic titled "Be smart on the internet" with a red background. It features several icons of a laptop, a smartphone, and a padlock. The text is organized into colored boxes with large letters:

- S SAFE**: Keep safe by being careful not to give out personal information – such as your full name, email address, phone number, home address, photos or school name – to people you are chatting with online.
- M MEETING**: Meeting someone you have only been in touch with online can be dangerous. Only do so with your parents' or carers' permission and even then only when they can be present.
- A ACCEPTING**: Accepting emails, IM messages, or opening files, pictures or texts from people you don't know or trust can lead to problems – they may contain viruses or nasty messages!
- R RELIABLE**: Information you find on the internet may not be true, or someone online may be lying about who they are.
- T TELL**: Tell your parent, carer or a trusted adult if someone or something makes you feel uncomfortable or worried, or if you or someone you know is being bullied online. You can report online abuse to the police at www.thinkuknow.co.uk.

At the bottom, it mentions "KidSMART" and "Visit Childnet's Kidsmart website to play interactive games and test your online safety knowledge. You can also share your favourite websites and online safety tips by Joining Hands with people all around the world." Logos for "Childnet International" and "www.kidsmart.org.uk" are also present.

These are some really useful resources that you can use to get more information, thinkuknow.co.uk is also child friendly.

<https://www.bbc.co.uk/programmes/m000zgwk>

<https://www.thinkuknow.co.uk>

<https://nationalcollege.com/categories/online-safety>





Year One Phonics Screening check

- Designed to give teachers and parents information on how the child is progressing in phonics.
- There are two sections in this 40-word check and it will assess phonics skills and knowledge learned through Reception and Year 1. Takes 5-10 minutes per child.
- 20 real words and 20 nonsense words
- It is a school-based check to make sure that the child receives any additional support promptly- practice time is given, not stressful for children.
- Year 1 Assessment in June 2025



Purple Mash and Phonics

The screenshot shows the Purple Mash Phonics interface. At the top, there is a navigation bar with icons for 2Dos, Work, Data, Sharing, and Teachers. A search bar contains the text 'phonics'. The user's name, Miss Sheppard, is visible in the top right corner. Below the navigation bar, the search results are displayed under the heading 'Search results:'. The results are organized into two sections: 'Folders:' and 'Tools and Games:'. The 'Folders:' section contains 14 folders, each representing a different phase of phonics (Phase 2 to Phase 5) with various activities like Cloze, Flashcards, and Printables. The 'Tools and Games:' section contains one game titled 'Simple City'.

The screenshot shows a word game interface. At the top, the word 'pan' is displayed in large letters, with the 'p' in red and 'an' in black. Below the word is a keyboard with colored keys. A hand is shown typing the word 'pan' on the keyboard. In the top right corner, there is a pink circular timer showing '01:58'. The score 'Score: 0' is visible in the top left corner.



If you have any queries or questions, please do not hesitate to ask us directly at pick up (after we have dismissed all children), or via email or phone.

Email: enquiry@stjosutton.net

School office telephone: 0121 354 6270

Thank you for your continued support.



Thank you for coming to
the Year 1 Parent Talk 😊