

# Welcome to the Year 3 'Meet the teacher'





# Online Safety

**Be smart on the internet**

**S SAFE** Keep safe by being careful not to give out personal information – such as your full name, email address, phone number, home address, photos or school name – to people you are chatting with online.

**M MEETING** Meeting someone you have only been in touch with online can be dangerous. Only do so with your parents' or carers' permission and even then only when they can be present.

**A ACCEPTING** Accepting emails, IM messages, or opening files, pictures or texts from people you don't know or trust can lead to problems – they may contain viruses or nasty messages!

**R RELIABLE** Information you find on the internet may not be true, or someone online may be lying about who they are.

**T TELL** Tell your parent, carer or a trusted adult if someone or something makes you feel uncomfortable or worried, or if you or someone you know is being bullied online. You can report online abuse to the police at [www.thinkuknow.co.uk](http://www.thinkuknow.co.uk)

**www.kidsmart.org.uk**

**KidSMART** Visit Childnet's Kidsmart website to play interactive games and test your online safety knowledge. You can also share your favourite websites and online safety tips by Joining Hands with people all around the world.

Twitter  
Tik Tok  
Facebook  
Instagram  
Pinterest  
Google+  
Tumblr  
Reddit  
Snapchat  
Secret

LinkedIn


WhatsApp

Vine  
Tinder

Path

YouTube

Keek  
Foursquare  
WeChat  
Kik  
Flickr



# St Joseph's School Rules



Following in Jesus' Footsteps, caring for each other when we work, play and pray

## Use Kind Words and Hands



"Be kind and compassionate to one another, forgiving each other, just as in Christ God Forgave you." Ephesians 4:32

## Be the Best Person Jesus Wants Us to Be




"Commit your work to the Lord and your plans will succeed." Proverbs 16:3

## Show Perfect Presentation



"Therefore, encourage one another and build up one another up, just as you are doing." Thessalonians 5:11

## Display Good Manners



"And as you wish that others would do to you, do so to them." Luke 6:31

## Respect Each Other/ Environment



"A new command I give you: Love one another. As I have loved you, so you must love one another." John 13:34

## Listen to One Another



"To speak evil of no one, to avoid quarrelling, to be gentle and to show perfect courtesy to all people." Titus 3:2

# We celebrate children on their learning behaviour



Certificates

Dojos

House points

Carpenters coins


Stickers

Praise

Class trophies



# Home school Agreement

**St. Joseph's**  
Catholic Primary School  
**St. Joseph's Catholic Primary School**  
**HOME-SCHOOL AGREEMENT**  
**Academic year 2023-2024**

*Mission statement*  
*To follow in Jesus' footsteps, caring for each other when we work, play and pray.*

**Rationale -Why do we need a 'Home School Agreement?**  
We know what to expect of each other  
It acts as a reminder of commitments  
It acts as a clear starting point for new pupils, their parents and the school staff and a fresh start each academic year.  
It underpins the school's clearly stated aims  
It is to the benefit of pupils, parents and staff  
It serves as a reminder that we will not tolerate any aggressive behaviour towards staff/families or any other visitors to the school premises.

**The school will aim to:**

- Provide a friendly welcome to your child and a secure, Catholic environment in which to learn.
- Offer a high standard of teaching, promoting high expectations of learning and behaviour in and out of school.
- Provide a broad and balanced curriculum, including extra-curricular and homework, and meet the individual needs of your child.
- Ensure that your child is valued for who they are and helped to make good progress in their spiritual, moral, emotional and academic development.
- Provide you with information about your child's progress throughout the year.
- Demonstrate our school's foundation in the teachings of Jesus Christ, by what we teach and the way we live, treat others and worship in school.
- Instil in your child an understanding that everyone is created in the image of God where everyone in society is valued and respected irrespective of background.
- Encourage good relationships and develop a sense of responsibility.
- Keep you informed about school policies, activities and events through regular newsletters.
- Inform you of any concerns regarding your child's learning or well-being.
- Encourage your child to work hard and do their best.

**I, the pupil, will try to:**

- Follow in Jesus' footsteps caring for others when I work, play and pray.
- Support the prayer and worship of my school and parish community.
- Be the best person Jesus wants me to be, use kind words and hands and Show perfect presentation,
- Display good manners, respect others and the environment and listen to others views
- Say sorry for my mistakes and forgive others when they make mistakes
- Talk to someone in school when I am finding things difficult or feeling sad.

**As Parents / Guardians / We will:**

- Support the Catholic values of the school mission.
- Ensure that my child attends school regularly and on time, providing a phone call or note of explanation if my child is absent.
- Make sure my child is collected on time.
- Ensure that family holidays and ad hoc days are not taken in term time.
- See that my child always wears the correct school uniform and is suitably equipped.
- Inform the school about any concerns that may affect my child's learning or well-being.
- Not use social media to share views/concerns openly but will talk to the school in a professional manner.
- Support the school's policies and guidelines for behaviour.
- Attend parent consultation evenings and discussions about my child's progress.
- Encourage my child to respect others through understanding, kindness and forgiveness.
- Support my child's learning, valuing and enjoying their learning journey.
- Make an effort to attend Mass where possible with my child.
- Work together with the school staff to achieve positive outcomes for all children.

Parent..... Pupil..... Date.....

School Staff .....

The home school agreement will be sent out via parent mail and receiving it will be your 'signature'.

# Typical Day 2024- 2025



KS2 timetable 2025-2026



|   | 8.45-9:15   | 9:20-10:20                               | 10:20-10:50          | 10.50<br>-<br>11.05 | 11.05-12:10 | 12:10<br>-<br>12:30   | 12.30<br>- 1:25 | 1:25-2:15 | 2:15-3:15 | 3:00          |
|---|---|--|----------------------|---------------------|-------------|---|-----------------|-----------|-----------|---------------|
| <b>Monday</b><br><br><i>Homework<br/>to be sent<br/>out</i>   | <b>Soda - x tables</b><br><br>Registration/<br>Assembly | <b>English<br/>(Spelling<br/>lesson)</b> | PSHE                 | <b>Break</b>        | Maths       | <b>Whole class<br/>reading<br/>(Fluency<br/>focus and<br/>VIPERS)</b> | <b>Lunch</b>    | PE        | Computing |               |
| <b>Tuesday</b><br><br>Registration<br>/<br>Child Led Worship  | <b>Soda - x tables</b>                                  | English                                  |                      |                     | Maths       | <b>Arithmetic</b>   |                 | PE        | Geography |               |
| <b>Wednesday</b><br><br>Registration/<br>Songs of Praise      | <b>Soda - x tables</b>                                  | English                                  | Maths                |                     | RE          | <b>Whole class<br/>reading<br/>(Fluency focus<br/>and VIPERS)</b>     |                 | Science   |           | Story<br>time |
| <b>Thursday</b><br><br>Registration/<br>Thanksgiving Assembly | <b>Soda - x tables</b>                                  | English                                  | Maths                |                     | Maths       | <b>Whole class<br/>reading<br/>(Fluency Focus<br/>and VIPERS)</b>     |                 | RE        | Art       | Story<br>time |
| <b>Friday</b><br><br><i>Homework<br/>due in</i>               | <b>Soda - x tables</b><br><br>Registration/Mass         | English                                  | RE Journal<br>lesson |                     | Maths       | <b>Arithmetic</b>   |                 | Music     | MFL       | Story<br>time |

# English - The writing process



Hook/ introduction to text



Reading comprehension (linked to theme/text where possible)



Vocabulary lesson



Grammar (linked to theme)



Shared writing



Reading comprehension (linked to theme/text)



Planning lesson



Shared writing



Independent writing




Edit and improve

# Spellings




Spelling is taught every Monday. Spellings are given out every Monday (with homework) to aid children for the following lesson. Children then apply these spellings in a range of activities in their next spelling lesson to help with their application, comprehension and correct spelling.



Whole Group

Word Sort


Can you match the words to the correct number of sounds?




Spelling Shed

1.5


|        |       |        |       |       |                                      |
|--------|-------|--------|-------|-------|--------------------------------------|
| around | spout | hound  | proud | trout | 'found' has four sounds;<br>f-ou-n-d |
| sound  | found | sprout | ouch  | mouth |                                      |




2



3





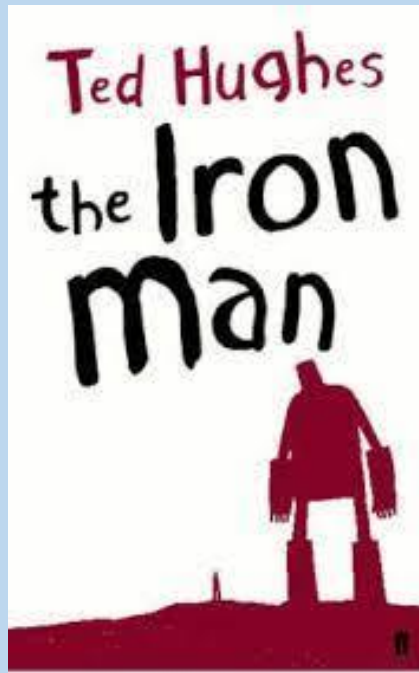
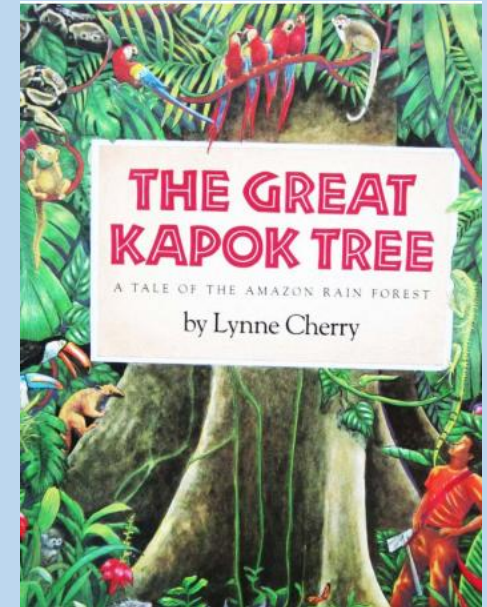

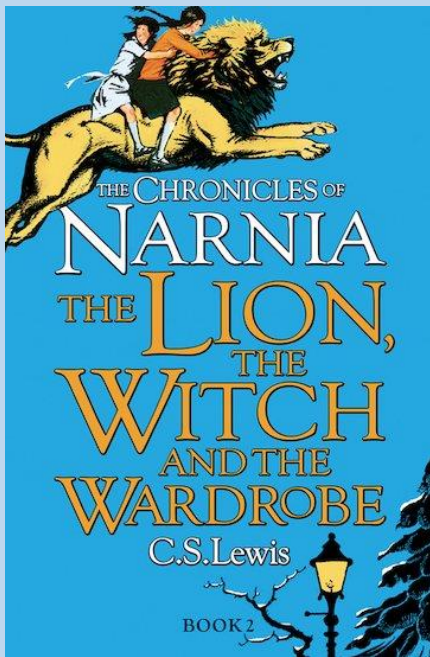
4



5



# Year 3 English texts





- In school, we do whole class reading. This allows the class to explore age appropriate texts together.
- The children are exposed to vocabulary and the children have an opportunity to explore different fiction, non-fiction and poetry books.
- The children will then answer questions based on the pages that they have read that day or other tasks depending on the focus for the lesson.
- At the end of the day we read to the children for 15 minutes before they go home.

## Vocabulary


## Infer

## Predict

## Explain

## Retrieve

## Summarise



# Mathematics



- Mathematics is taught every day.
- We place emphasis on being fluent in the topic being taught and then move onto reasoning and problem solving - applying that knowledge.
- As a school, we are following the CPA approach: concrete, pictorial and abstract.





# White rose maths scheme

|        | Week 1   | Week 2 | Week 3   | Week 4  | Week 5   | Week 6 | Week 7   | Week 8 | Week 9                                | Week 10 | Week 11                  | Week 12 |
|--------|--|--------|--|---|--|--------|--|--------|---------------------------------------|---------|--------------------------|---------|
| Autumn | <div>Number</div> <div>Place value</div> <div>FREE TRIAL</div> <div>VIEW</div> |        | <div>Free trial</div>  | <div>Number</div> <div>Addition and subtraction</div> <div>VIEW</div> |  |        | <div>Number</div> <div>Multiplication and division A</div> <div>VIEW</div> |        |                                       |         |                          |         |
| Spring | <div>Number</div> <div>Multiplication and division B</div> <div>VIEW</div>     |        | <div>Measurement</div> <div>Length and perimeter</div> <div>VIEW</div> |   | <div>Number</div> <div>Fractions A</div> <div>VIEW</div> |        | <div>Measurement</div> <div>Mass and capacity</div> <div>VIEW</div>        |        |                                       |         |                          |         |
| Summer | <div>Number</div> <div>Fractions B</div> <div>VIEW</div>                       |        | <div>Measurement</div> <div>Money</div> <div>VIEW</div>                |   | <div>Measurement</div> <div>Time</div> <div>VIEW</div>   |        | <div>Geometry</div> <div>Shape</div> <div>VIEW</div>                       |        | <div>Statistics</div> <div>VIEW</div> |         | <div>Consolidation</div> |         |



## Mathematics

In year 3 we like to begin the lesson by briefly re-capping previous learning or setting some questions based on core arithmetic.

1)  $784 = 600 + \underline{\hspace{2cm}} + \underline{\hspace{2cm}} + \underline{\hspace{2cm}}$

2)  $226 + 245 =$

3)  $3 \times 6 = 2 \times \underline{\hspace{2cm}}$

4)  $42 \text{ divided by } 3 =$

5)  $13 \times 3 =$



## Mathematics

Children should be encouraged to play on TTRS to improve their fluency with their Times Tables.





## PE

Our PE uniform is as follows:

Plain royal blue t-shirt

Plain black shorts

Indoor black pumps

PE socks

Plain black / blue (without logo) tracksuit

**Children should keep their PE kits in school until the end of the half term. This half term Year 3 have PE on a Monday and Thursday.**



# Home Reading and Homework

## Home Reading

- Your child has a reading diary and reading book from school. Please read the book with your child and ask them questions about the text when you sit together.
- When children have finished their books and there is comment from an adult to say they have finished it, children should put their books into the box outside the classroom to have their book changed.
- Although we encourage children to read their reading book from school at home, they can also read other books at home too!
- The children will be asked to present their reading records to their class teachers each morning to track what they have been reading.

## Homework

- Homework will be set on a Monday and will be due in the following Monday. (Sheets linking to learning class for maths, English is spelling and grammar homework). Edshed and TTRS are also promoted. Y4 = x table test.
- Please speak to your child's class teacher if there is an issue in completing the homework to the set dates.



## How you can help at home

- Times tables practise - TTRS!
  - Encourage your child to learn and practise their spellings to improve their writing.
  - Encourage your child to complete their homework at home.
  - Instil a love of reading!
- 
- Reading books will be changed on Mondays. Please remind children to put their books in the box if they have finished it.



If you ever have any  
questions or concerns please  
come and speak to us!



Thank you for coming to  
the Year 3 Parent  
Workshop!



# Promoting Peace



We can be God's instruments of  
peace through seeking justice



Today we are going to  
complete an activity based  
upon peacemakers.

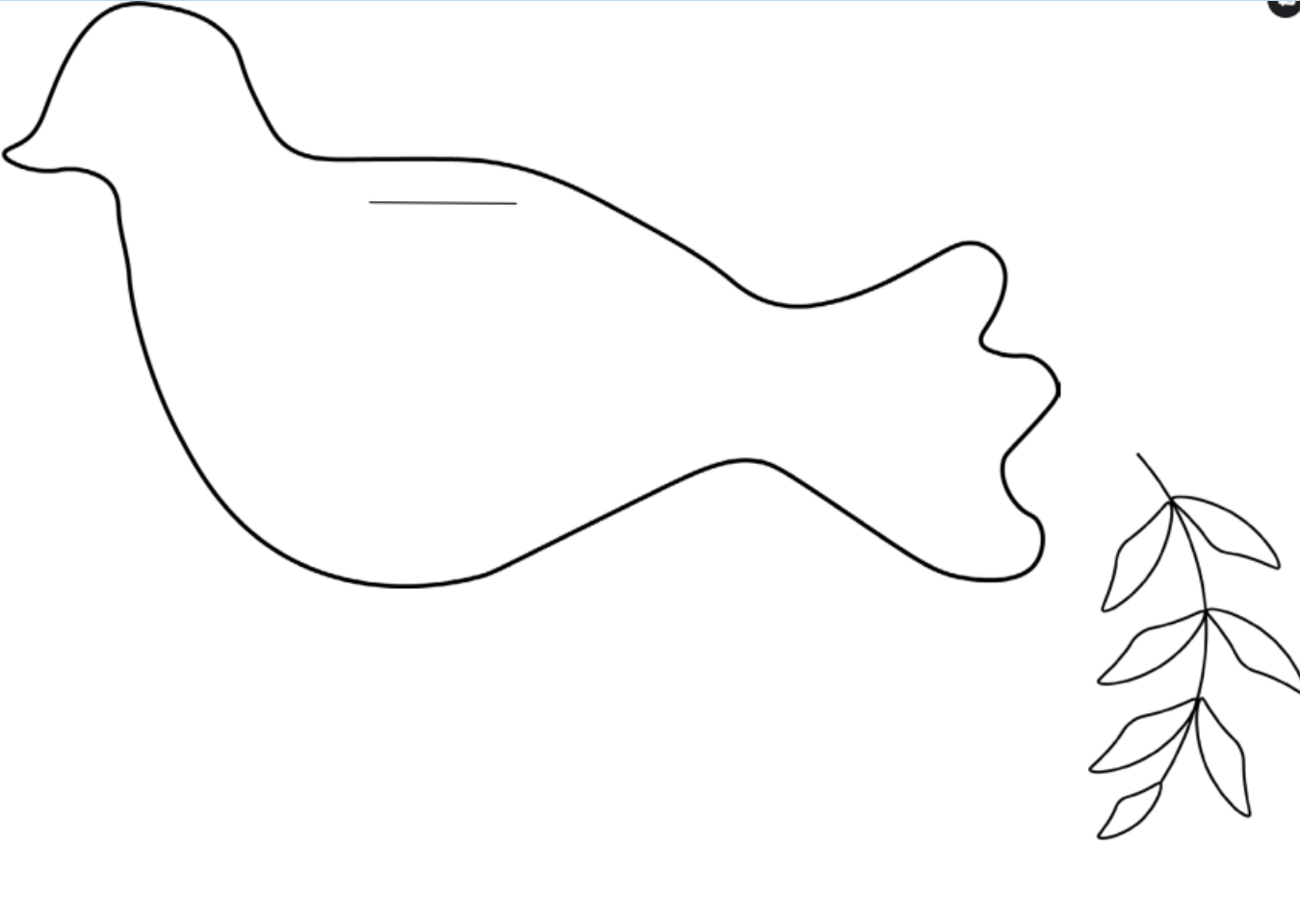


A peacemaker is a person who brings about peace and avoids conflict.

Peace is associated with doves, therefore we are going to be decorating doves using the resources provided and then writing prayers which promote peace to go on to the centre of the dove.

We are going to make  
our own doves to show  
we are peacemakers.





Cut out your Dove Template.

Make a cut across the line at the top of the dove.

Fold your A4 piece of  
paper into a fan

Put your fan in the gap  
you have created and  
open out your fan

