









**Autumn Term 2025**  
**Curriculum Plan for Parents – Y1S & Y1K**

<p><b>Religious Education</b></p>  	<p>Pupils will study:              The story of St. Francis of Assisi (our Class Saint) and how he looked after what God created.  <b>The Creation</b> – Children will develop an appreciation of themselves and the world around them as part of God’s creation. Children will also reflect on the need to thank and praise God for his many gifts.  <b>Families and celebrations</b> – Children will develop their knowledge and understanding of what it means to belong to, and celebrate as, a family. Children will focus on the stories Finding of Jesus in the Temple and the Wedding Feast at Cana as important celebrations in the life of the Church and Jesus.  <b>Prayer</b> – Children will develop their understanding of prayer as a special way of spending time with God. Children will also explore how Christians give praise to God in the psalms and in prayers like the “Glory Be to The Father” and the “Our Father”.  <b>Advent</b> – Children will develop their understanding of Advent as a time of waiting and preparation for the celebration of the birth of Jesus and his coming again.  <b>Year group Prayers to learn:</b> Our Father &amp; Prayer to my Guardian Angel.</p>
<p><b>Maths Skills</b></p>  	<ul style="list-style-type: none"> <li>Count to and across 20, forwards and backwards from any given number.</li> <li>Read and write numbers from 1 to 20 in words.</li> <li>To order numbers and objects.</li> <li>Identify one more and one less than a given number.</li> <li>To use a part/whole model.</li> <li>To identify and use fact families.</li> <li>Read, write and work out mathematical statements for addition and subtraction. (7+3=10).</li> <li>Add and subtract one digit and two-digit numbers to 20 using a number line.</li> <li>Solve addition and subtraction problems (for 1 and 2 digit numbers).</li> <li>Know number bonds to 10 and then 20 and related subtraction facts.</li> <li>Recognise the place value of each digit in a two-digit number (tens and units).</li> <li>Use and recognise the symbols for greater than, less than and equal to.</li> <li>Recognise, name and sort common 2D shapes (triangles, squares, rectangles, circles)</li> <li>Recognise, name and sort common 3D shapes (cuboids, cubes, pyramids and spheres)</li> </ul>
<p><b>English Skills</b></p>  	<p><b><u>The topics we will cover are non-chronological reports, poetry &amp; instructions</u></b></p> <p><b><u>Reading</u></b></p> <ul style="list-style-type: none"> <li>Continue with daily phonics lessons to aid reading and recognition of the sounds.</li> <li>Re-read books, sounding out unfamiliar words to build up their fluency and confidence in word reading and re-tell some familiar stories.</li> <li>Predict what might happen next in a text and answer questions about what has already happened.</li> <li>Name and recognise the letters of the alphabet.</li> </ul> <p><b><u>Writing</u></b></p> <ul style="list-style-type: none"> <li>Leave finger spaces between words.</li> <li>Correct formation of all the letters, finishing and starting in the correct place.</li> <li>Plan their writing by talking about it first.</li> <li>Constructing sentences and build to form short narratives.</li> <li>Use capital letters and full stops accurately.</li> <li></li> </ul> <p><b><u>Spelling, Punctuation and Grammar</u></b></p> <ul style="list-style-type: none"> <li>Capital letters and full stops at the beginning and end of sentences.</li> </ul>

	<ul style="list-style-type: none"> <li>● Capital letters for names and places.</li> <li>● Understand the terms: noun, verb, adjective and use them in their writing.</li> <li>● Question marks</li> </ul> <p><b><u>Spoken Language</u></b></p> <ul style="list-style-type: none"> <li>● Take part in drama and role-play.</li> <li>● Listen to and discuss a range of fiction, non-fiction and poetry texts.</li> <li>● Recount experiences.</li> <li>● Take turns to talk and listen carefully to others.</li> </ul>
<p><b>Homework</b></p> 	<p>Your child will be given a set of <b>spellings</b> on a Friday to practise at home, to then be tested on the following <b>Friday</b> in their phonics groups. It will be spellings focused on the sounds they have learnt/reviewed that week in their phonics groups, and some Year 1 Common Exception Words. Please ensure that spellings are practised regularly, ready to be tested.</p> <p><b><u>Reading book (to be returned on Monday's. New books will be sent out on Friday's)</u></b></p> <p>Please be aware that the children's reading books may not be changed each time; this is due to curriculum guidelines that children should re-read texts to aid fluency and expression and re-read for understanding and comprehension.</p> <p>A selection of questions and tasks to enable the children to build comprehension and word reading skills are listed below:</p> <p>What is the story about? Can your child retell the story in their own words?</p> <p>Play detective games with your child. i.e. Can you find any words with ____ sound? (e.g. words with the <u>ay</u> sound)</p> <p>Do you see a word within a word?</p> <p>Where and when did the story take place?</p> <p>Who are the main characters in the story? What do you think the character is thinking and feeling?</p> <p>Which text did you enjoy the most? Why do you prefer it?</p> <p>Can you find the headings and sub-headings?</p> <p>How many different types of punctuation can you see on the page? Why have they been used?</p> <p>Why did the author choose this title for the text? Can you think of an alternative one?</p> <p><b><u>Maths Homework</u></b> – Maths homework is now paper based and will be sent out on MONDAY to be returned on the following Monday. Children will also be given their Numbot login, which we encourage children to access at home, as frequently as they can, as this will build their fluency skills.</p>
<p><b>Topic Work</b></p> 	<ul style="list-style-type: none"> <li>● Science - Animals including humans.</li> <li>● Computing – To connect (online safety) and to code.</li> <li>● Geography – My world and my school.</li> <li>● DT – Mechanisms: Making a Moving Storybook.</li> <li>● Art – Drawing: Make Your Mark.</li> <li>● History – Toys</li> <li>● PE – Gymnastics, netball and football.</li> </ul>

<p><b>PSHE</b></p>	<ul style="list-style-type: none"> <li>For the teaching and learning of PSHE, we use a Question-Based Model. The Programme of Study sets out learning opportunities in three core themes: Health and Wellbeing, Relationships, and Living in the Wider World.</li> <li>Through these themes we explore teaching children about a range of the 54 UNICEF articles that cover all aspects of a child's life and set out the civil, political, economic, social and cultural rights of a child.</li> </ul> <div> <div> <p>PSHE</p> </div> <div> <p>Relationships</p> </div> <div> <p>Health and well-being Living in the wider world</p> </div> </div>
<p><b>How you can help your child</b></p>	<ul style="list-style-type: none"> <li>Continue to read regularly with your child and listen to her/him read to you. Your comments in the reading record book are most welcome.</li> <li>Please return reading books on a Monday to ensure that we can change them and send out new books where appropriate on a <b>FRIDAY</b>. Please note, we will be listening to your child read in class regularly too.</li> <li>Phonics links are sent weekly via Parent Mail with videos for your child to watch revising reading and spellings with words containing the sounds your child has learnt in their phonics groups that week.</li> <li>PE is on <b>MONDAY for 1K and TUESDAY for 1S. Both classes will have P.E on a THURSDAY</b>. PE Kit is encouraged to stay in school and will be returned at the end of each half term. If you would like to take it to be washed before this, please let us know and we will send it back for you. It must be returned the following day/start of a new week.</li> <li>Please ensure that water bottles are labelled with a sports cap.</li> </ul> <p>Thank you.</p> <p>Please make sure that all belongings are labelled to avoid any confusion.</p> <p>Thank you for your support. The Year One Team, Mrs Shiels-Etheridge, Mrs Korimbocus &amp; Miss Malone</p>

